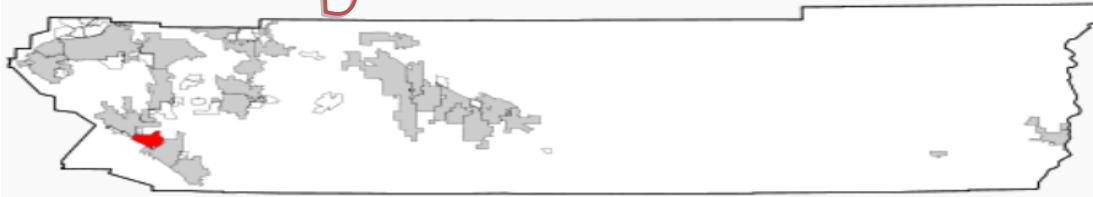


Healthy Wildomar Community Profile



Demographics

- **Population** 35,377
- **Race/Ethnicity** 69.5% White
- **Median Household Income:** \$ 60,816
- **Poverty Level** 13.7 %
- **Walkability score** 12
- **Farmers markets** 0
- **Number of Parks** 3
- **Geographic location:** Western County



What is Wildomar Doing?

Wildomar officially became a city in mid-2008 and has been growing ever since. The city of Wildomar is committed to maintaining quality parks, trails and open space in order to enhance the quality of life and growth of the community. Marna O'Brien park, Regency-Heritage park and Windsong park provide play grounds and sporting areas for the Wildomar community. The city of Wildomar has a bright future with an active community services department and residents that care about the growth of their city. To find out more, visit: <http://www.cityofwildomar.org>




Weight Status

	City of Wildomar	Riverside County	California
Adults with BMI ≥ 30	24.6%	25.9%	24.8%
Children Overweight for age (2-11 yrs.)	-	13.1%	13.6%
Overweight or obese (12-17 yrs.)	-	35.2%	32.4%

67.2%

Of adults in Riverside County consumed fast food at least one time in the last week.



47.7%

Of children aged 2-11 in Riverside County eat at least five servings of fruits and vegetables per day.

Health Determinants

City of Wildomar

- Mental Distress 9.0%
- Food Insecurity 5.1%
- Uninsured (0-17) -
- Uninsured (18+) 20.1%

Riverside County

- Mental Distress 8.9%
- Food Insecurity 8.6%
- Uninsured (0-17) 3.6%
- Uninsured (18+) 22.9%

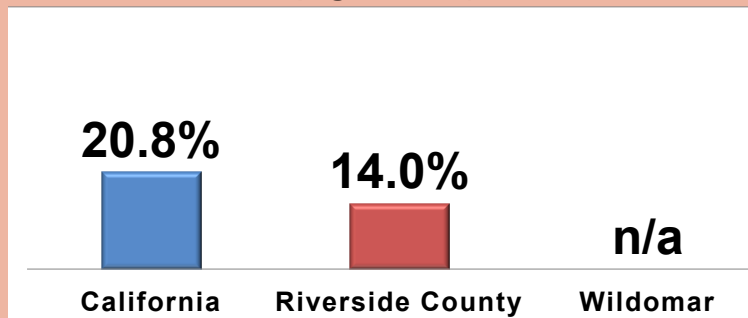
California

- Mental Distress 7.9%
- Food Insecurity 8.4%
- Uninsured (0-17) 4.2%
- Uninsured (18+) 21.4%

Wildomar Community Profile

Active Living

Regular Physical Activity (Ages 5-17)



Walked at least 150 min./week (Adults ages 18+)

