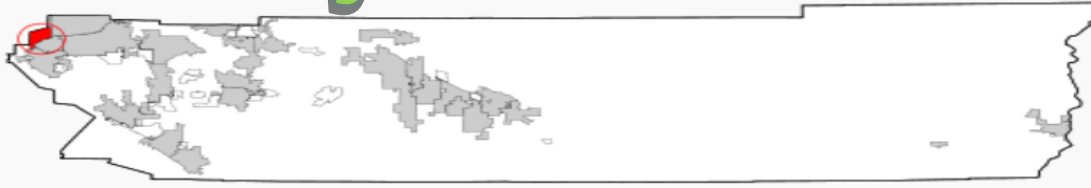


# Healthy Eastvale Community Profile



## Demographics

- **Population** 57,016
- **Race/Ethnicity** 42.9% White
- **Median Household Income:** \$109,783
- **Poverty Level** 5.1 %

- **Walkability score** 23
- **Farmers markets** 0
- **Number of Parks** 16
- **Geographic location:** Western County



## What is Eastvale Doing?

Eastvale is a part of Healthy Eating Active Living Cities Campaign (H.E.A.L. Cities) that promotes physical activity and nutrition policies in California. Eastvale is motivated in promoting, encouraging and coordinating activities that highlight health and physical activity in order for residents to lead healthy lifestyles. Programs are available for all ages at the Eastvale Community Center. The city is keen on providing opportunities for families to maintain a physically active lifestyle by maintaining various parks, multipurpose trails and neighborhood center safe. To find out more of what Eastvale is doing, visit: <http://www.eastvaleca.gov>



## Weight Status

	City of Eastvale	Riverside County	California
Adults with BMI ≥30	21.7%	25.9%	24.8%
Children Overweight for age (2-11 yrs.)	-	13.1%	13.6%
Overweight or obese (12-17 yrs.)	-	35.2%	32.4%

## Health Determinants

### City of Eastvale

- Mental Distress 8.7%
- Food Insecurity 5.6%
- Uninsured (0-17) -
- Uninsured (18+) 20.6%

### Riverside County


- Mental Distress 8.9%
- Food Insecurity 8.6%
- Uninsured (0-17) 3.6%
- Uninsured (18+) 22.9%

### California

- Mental Distress 7.9%
- Food Insecurity 8.4%
- Uninsured (0-17) 4.2%
- Uninsured (18+) 21.4%

**67.2%**

Of adults in Riverside County consumed fast food at least one time in the last week.



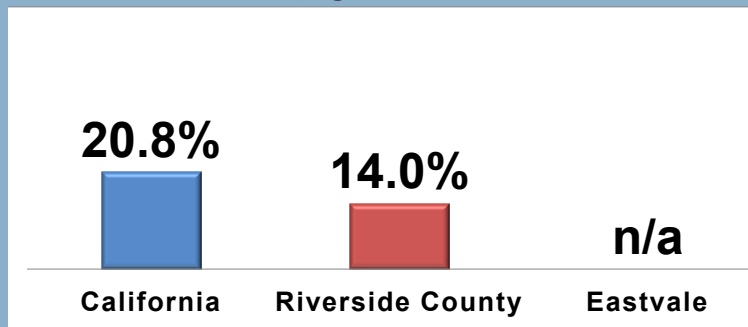
**47.7%**

Of children aged 2-11 in Riverside County eat at least five servings of fruits and vegetables per day.

# Eastvale Community Profile

## Active Living

### Regular Physical Activity (Ages 5-17)



### Walked at least 150 min./week (Adults ages 18+)

