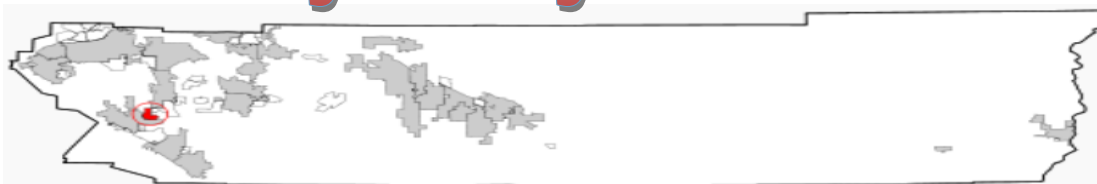


Healthy Canyon Lake Community Profile



Demographics

- Population 11,010
- Race/Ethnicity 89.9% White
- Median Household Income: \$ 74,682
- Poverty Level 5.4 %

- Walkability score 14
- Farmers markets 1
- Number of Parks 11
- Geographic location:
Western County



What is Canyon Lake Doing?

Canyon Lake is a part of Healthy Eating Active Living Cities Campaign (H.E.A.L. Cities) that promotes physical activity and nutrition policies in California. Canyon Lake promotes and supports active transportation and physical activity. The city works in collaboration with community partners to adopt initiatives that fight and help prevent chronic diseases. Canyon Lake also works to provide healthy and affordable foods to the public. To learn more about Canyon Lake and up to date news visit: <http://www.cityofcanyonlake.com/> or <http://www.healcitiescampaign.org>

Weight Status

| | Canyon Lake | Riverside County | California |
|---|-------------|------------------|------------|
| Adults with BMI ≥30 | - | 25.9% | 24.8% |
| Children Overweight for age (2-11 yrs.) | - | 13.1% | 13.6% |
| Overweight or obese (12-17 yrs.) | - | 35.2% | 32.4% |

Health Determinants

Canyon Lake

- Mental Distress -
- Food Insecurity -
- Uninsured (0-17) -
- Uninsured (18+) -

Riverside County


- Mental Distress 8.9%
- Food Insecurity 8.6%
- Uninsured (0-17) 3.6%
- Uninsured (18+) 22.9%

California

- Mental Distress 7.9%
- Food Insecurity 8.4%
- Uninsured (0-17) 4.2%
- Uninsured (18+) 21.4%

67.2%

Of adults in Riverside County consumed fast food at least one time in the last week.



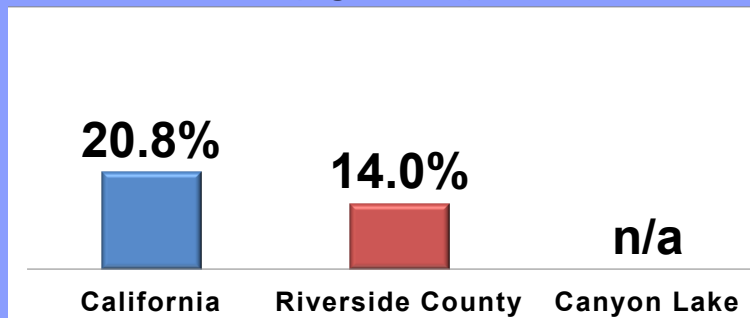
47.7%

Of children aged 2-11 in Riverside County eat at least five servings of fruits and vegetables per day.

Canyon Lake Community Profile

Active Living

Regular Physical Activity (Ages 5-17)



Walked at least 150 min./week (Adults ages 18+)

